

CAGAYAN STATE UNIVERSITY

University Planning Office

Andrews Campus, Caritan, Sur, Tuguegarao City

Campus Performance Measures for the Fiscal Year 2016
 (Basis for the Ranking of Campuses for the Grant of PBB 2016)

Program/Major Final Outputs	Performance Indicators	University Target Based on GAA 2016	Campus Target <i>(What the Campus can commit to deliver in 2016)</i>								
			Andrews	Aparri	Carig	Gonzaga	Lallo	Lasam	Piat	Sanchez Mira	TOTAL
A. Operations	Total number of graduates in mandated and priority programs	5,000	2,000	730	1,250	260	290	120	400	580	5,630
	Average percentage passing in licensure exams by the SUC graduates over the national average percentage passing across all disciplines covered by SUC	120%	155%	150%	130%	125%	135%	115%	130%	130%	133.75%
	Percentage of graduates who finished their academic programs according to the prescribed timeframe	84%	84%	77%	72%	81%	84%	84%	84%	81%	81%
	Total number of graduates in mandated and priority programs	160	125	25				2		35	187

1. Higher Education Services

Trinidad S. ...
... degree
Prof
...
...

Campus Performance Measures for the Fiscal Year 2016
(Basis for the Ranking of Campuses for the Grant of PBB 2016)

2. <i>Advanced Education Services</i>	Percentage of graduates who engaged in employment or whose employment status improved within one year after graduation	96%	95%	91%				85%			90%	90.25%
	Percentage of students who rate timeliness of education delivery/supervision as good or better	88%	90%	85%				85%			85%	86.25%
3. <i>Research Services</i>	Number of research studies completed in the past three years	155	16	10	17	7	7	4	6	9	76	
	Percentage of research outputs published in a recognized refereed journal or patented/submitted for patenting	52%	27% (29/109)	14% (15/109)	28% (31/109)	12% (13/109)	12% (13/109)	6% (7/109)	10% (11/109)	15% (16/109)	124% (135/109)	
	Percentage of research projects conducted and completed within the original project timeframe	50%	21.05% (8/38)	13.16% (5/38)	23.68% (9/38)	10.53% (4/38)	10.53% (4/38)	5.26% (2/38)	7.89% (3/38)	13.16% (5/38)	105.26% (40/38)	
	Percentage of trainees who rated the training courses as good or better	85%	85%	87%	85%	85%	85%	85%	85%	85%	85%	

Campus Performance Measures for the Fiscal Year 2016
(Basis for the Ranking of Campuses for the Grant of PBB 2016)

4. Extension Services	Percentage of persons given training or advisory services who rate timeliness of service delivery as good or better	85%	90%	87%	85%	85%	90%	85%	85%	85%	85%	86.50%
	Number of persons trained weighted by the length of training	1800	400	295	600	250	500	260	180	350	2835	
B. Support to Operations (STO)	Percentage of students and personnel who rate the non-academic services as good or better	89%	90%	90%	90%	90%	90%	90%	90%	90%	90%	90.00%
	Number of Persons trained for ISO certification/accreditation (Institutional Arrangement)	To be reported soon.										
C. General Administration and Support Services (GASS)	Budget Utilization Rate (BUR)											
	a) Ratio of total obligations to total releases (Obligations BUR)	96%	96%	95%	95%	96%	95%	95%	95%	95%	95%	95%
	b) Ratio of total disbursements to total release (Disbursement BUR)	92%	92%	90%	90%	91%	90%	95%	90%	90%	90%	91%

[Handwritten signature]

[Handwritten signature]

[Handwritten signature]

[Handwritten signature]


[Handwritten signature]

Campus Performance Measures for the Fiscal Year 2016
(Basis for the Ranking of Campuses for the Grant of PBB 2016)

Percentage of financial statements and reports submitted to COA	100%	100%	100%	100%	100%	100%	100%	100%	100%	100%	100%	100%
	Ageing of Cash Advances (cut-off date November 15, 2015)	100%	100%	100%	100%	100%	100%	100%	100%	100%	100%	100%


Approved:



EUNICE A. LAYUGAN, PhD
CEO CSU Aparri

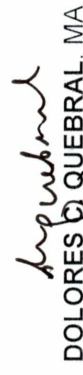

VICENTE S. BINASOY, PhD
CEO CSU Piat


MARIDEN CAUILAN, DPA
Vice President for Academic Affairs


ATTY. HONORATO M. CARAG
Performance Management Committee Chair


ROGELIO T. TAMAYO, MS
CEO CSU Lallo


FROILAN M. PACRIS, MS
CEO CSU Sanchez Mira


DOLORES QUEBRAL, MA
CEO CSU Lasam


JOSE B. GUZMAN, PhD
Vice President for RDET


ARCHIMEDES C. ARTICULO, DPLA
CEO Carig Campus


FLORANTE VICTOR M. BALATICO, PhD
CEO CSU Gonzaga